

Jobseeker Work Ready Support - Toi EDA Monthly Report

Data to March 2021

Introduction

This report presents latest monthly Jobseeker Work-Ready Support data and trends in the Eastern Bay of Plenty, to ensure stakeholders have up-to-date, localised workforce demand and supply information to inform their planning. These updates are compiled from data supplied by MSD Work and Income.

Part A shows data and trends for all Work and Income service centre areas in the Eastern Bay of Plenty and wider region. Part B provides data tables for each service centre.

Service centre catchments are not an exact match to Territorial Authority (TA) boundaries. Supplementary data on total Jobseeker Support at the TA level is compiled and published quarterly (comprising both Work-Ready and Health Condition or Disability Support).

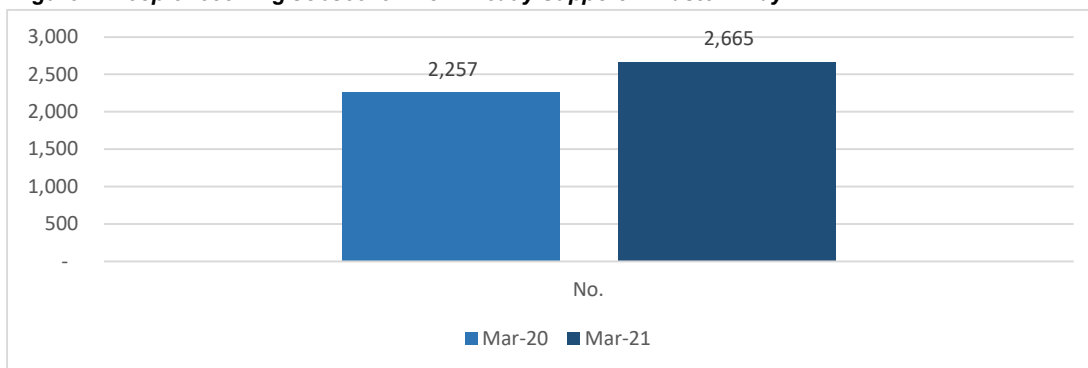
PART A: OVERVIEW

Jobseeker Work-Ready Support trends

Jobseeker Support is a weekly payment that helps people until they find work. It is available to people unemployed and looking for a job, people in part-time employment seeking more work, and people who have a health condition or disability which affects their ability to work. Data in this report excludes Jobseeker Health Condition or Disability Support grants.

The number of Eastern Bay residents receiving Jobseeker Work-Ready Support remains relatively high but on a path to recovery. Latest data shows a year-on-year increase from 2,257 at the end of March 2020 to 2,665 in March 2021 (+18%), which is a smaller difference than the February comparison (25%).

Figure 1: People receiving Jobseeker Work-Ready Support in Eastern Bay



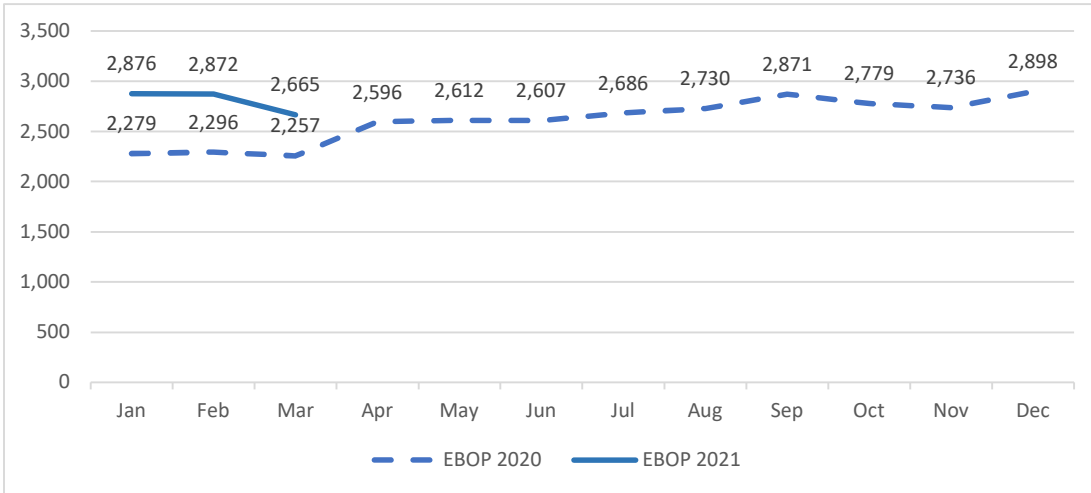
The greatest percentage increase compared to March 2020 was in Opotiki service centre (+44%), followed by Whakatane (+19%) and Kawerau (+5%).

Table 1: People receiving Jobseeker Work-Ready Support by area

As at end of	Kawerau	Opotiki	Whakatane	Eastern Bay	BOP
Mar-20	785	371	1,101	2,257	9,331
Mar-21	822	533	1,310	2,665	12,361
Change (%)	5%	44%	19%	18%	32%

Much of the increase in Work-Ready Support across the Eastern Bay resulted from the COVID-19 pandemic, and remained high throughout 2020 but is now starting to fall.

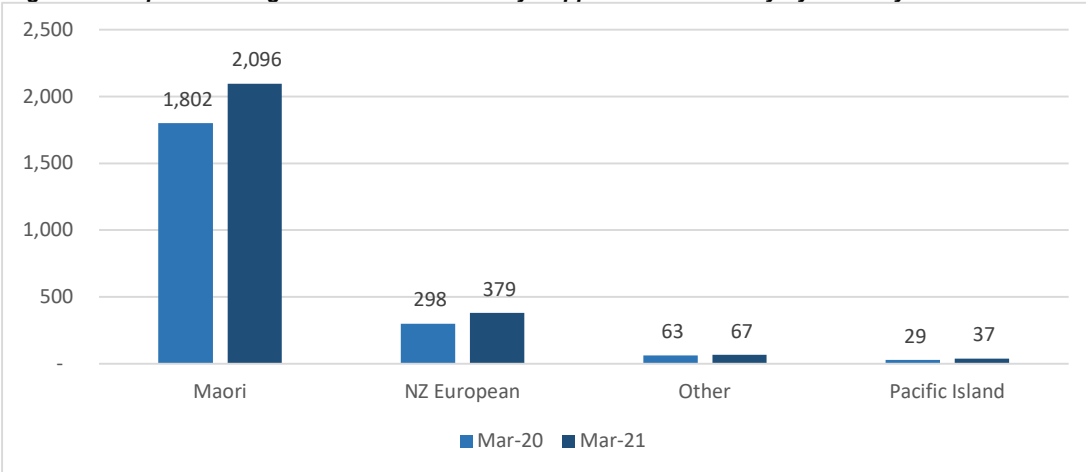
Figure 1b: Monthly Jobseeker Work-Ready Support in Eastern Bay, 2020 and 2021



Jobseeker Work-Ready Support by ethnicity

There have been major increases in Work-Ready Support across all ethnic groups, but Maori in the Eastern Bay have been particularly negatively impacted.

Figure 2: People receiving Jobseeker Work-Ready Support in Eastern Bay by ethnicity



Note: Excludes 'unspecified'

Latest data shows 2,096 Maori in the Eastern Bay receiving Jobseeker Work-Ready Support, 379 NZ European, 37 Pacific Island and 67 who identify with other ethnic groups.

Table 2: Jobseeker Work-Ready Support by ethnicity and by area (latest data)

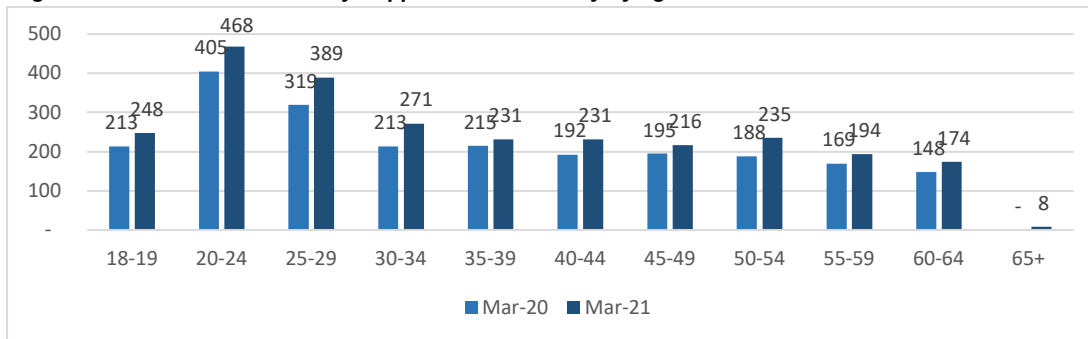
	Maori	NZ European	Pacific Island	Other
Kawerau	642	119	15	20
Opotiki	424	72	8	7
Whakatane	1,030	188	14	40
Eastern Bay	2,096	379	37	67
Bay of Plenty	8,223	2,591	398	706

Note: Excludes 'unspecified'

Jobseeker Work-Ready Support by age

There have been increases since last year across all age groups.

Figure 3: Jobseeker Work-Ready Support in Eastern Bay by age



Latest data shows 1,105 younger people aged 18-29 in the Eastern Bay on Jobseeker Work-Ready Support, comprising 248 aged 18-19, 468 aged 20-24 and 389 aged 25-29 years.

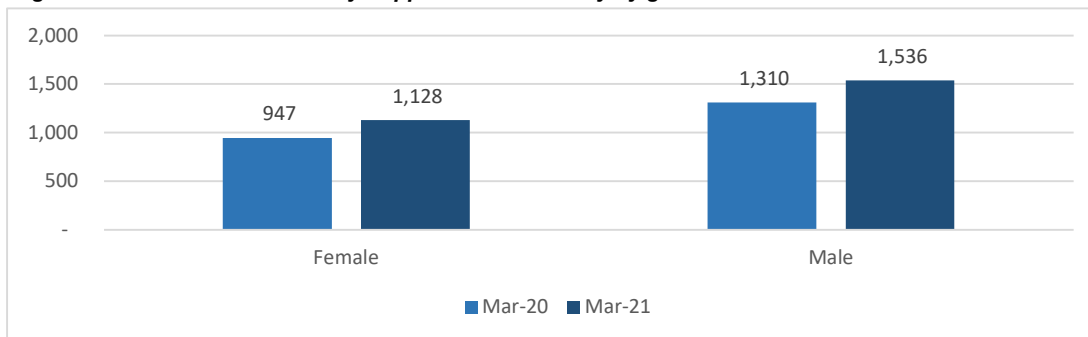
Table 3: People receiving Jobseeker Work-Ready Support by age and by area

	18-19	20-24	25-29	30-44	45-59	60+
Kawerau	71	144	121	212	213	61
Opotiki	41	92	84	129	138	49
Whakatane	136	232	184	392	294	72
Eastern Bay	248	468	389	733	645	182
Bay of Plenty	1,052	2,243	1,793	3,592	2,899	782

Jobseeker Work-Ready Support by gender

There remains a relatively large percentage increase since last year in both male (+17%) and female (+19%) Jobseeker Work-Ready Support recipients.

Figure 4: Jobseeker Work-Ready Support in Eastern Bay by gender



Note: Excludes a small number of people who identify as gender diverse

Latest data shows 1,536 males and 1,128 females in the Eastern Bay receiving Jobseeker Work-Ready Support (i.e. 58% male).

Table 4: Jobseeker Work-Ready Support by gender and by area

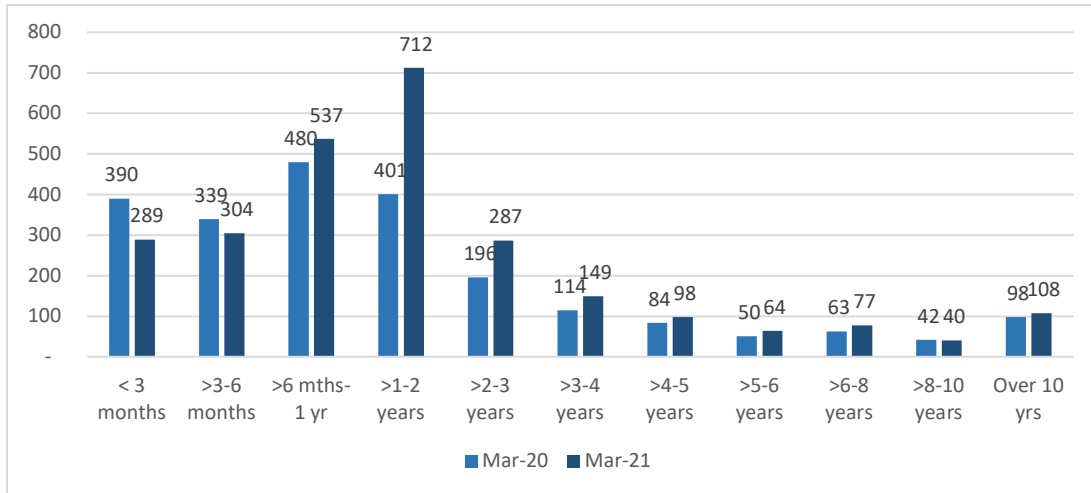
	Male	Female
Kawerau	461	361
Opotiki	298	235
Whakatane	777	532
Eastern Bay	1,536	1,128
Bay of Plenty	7,042	5,304

Note: Excludes a small number of people who identify as gender diverse

Jobseeker Work-Ready Support by continuous duration on benefit

Continuous duration means the length of time the person has continuously been receiving a main benefit. Since this time last year there has been a substantial increase in the number of people receiving Jobseeker Work-Ready Support for over a year, as a result of the pandemic.

Figure 5: Jobseeker Work-Ready Support by continuous duration on benefit in Eastern Bay

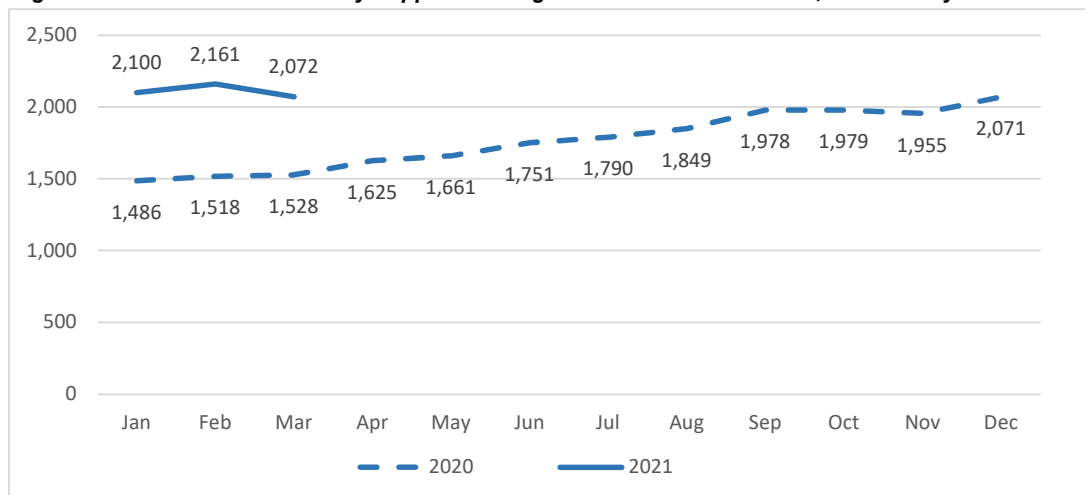


Latest data shows 289 people in the Eastern Bay on Jobseeker Work-Ready Support for less than 3 months and 304 for between 3 and 6 months, compared to more than 2,000 with a continuous duration longer than 6 months.

Table 5: Jobseeker Work-Ready Support by continuous duration on benefit and by area

	< 3 months	>3-6 months	>6 mths-3 yrs	>3-10 years	Over 10 yrs
Kawerau	78	69	475	150	50
Opotiki	54	64	319	78	18
Whakatane	157	171	742	200	40
Eastern Bay	289	304	1,536	428	108
Bay of Plenty	1,555	1,593	7,046	1,686	481

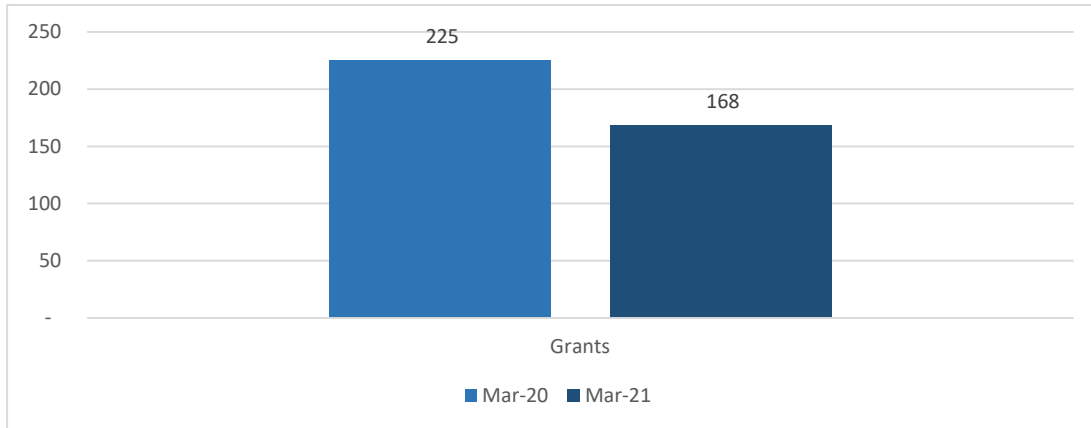
Figure 5b: Jobseeker Work-Ready Support for longer than 6 months duration, Eastern Bay



Grants

Transition to Work Grants are available to pay for things needed to find or start a job, such as clothes and travel. During the month of March 2021, 168 grants were allocated to Jobseeker Support recipients in the Eastern Bay service centres compared to 225 in March 2020.

Figure 6: Transition to Work Grants in Eastern Bay



Transition to Work Grants during March 2021 numbered 84 in Whakatane, 25 in Opotiki and 59 in Kawerau.

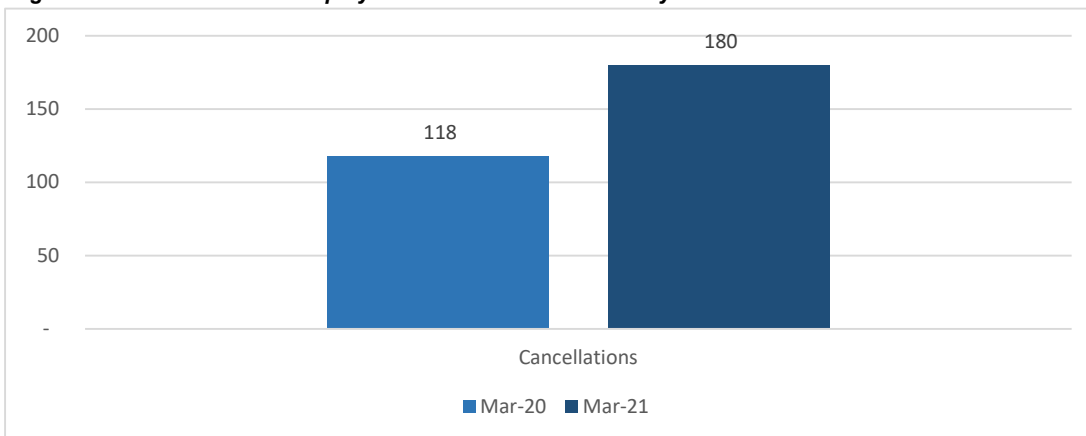
Table 6: Transition to Work Grants by area

Whakatane	Opotiki	Kawerau	Eastern Bay	Bay of Plenty
84	25	59	168	858

Cancellations for employment reasons

People receiving Jobseeker Support are required to notify Work and Income of any changes that might affect how much they get paid, including earning income. During March 2021, there were 180 cancellations for employment reasons in the Eastern Bay service centres compared to 118 during the same month last year.

Figure 7: Cancellations for employment reasons in Eastern Bay



Cancellations for employment reasons during March 2021 comprised 72 in Whakatane service centre, 64 in Opotiki and 44 in Kawerau.

Table 7: Cancellations for employment reasons by area

Whakatane	Opotiki	Kawerau	Eastern Bay	Bay of Plenty
72	64	44	180	870

PART B: TREND DATA FOR INDIVIDUAL SERVICE CENTRES

Kawerau

Jobseeker Work-Ready Support by ethnicity - Kawerau service centre

Month	Maori	NZ European	Other	Pacific Island
Mar-20	626	105	19	10
Nov-20	680	119	18	11
Dec-20	726	124	23	10
Jan-21	714	126	21	11
Feb-21	705	118	21	12
Mar-21	642	119	20	15

Jobseeker Work-Ready Support by age - Kawerau service centre

Month	18-19	20-24	25-29	30-44	45-59	60+
Mar-20	80	119	109	208	210	59
Nov-20	81	154	124	213	232	53
Dec-20	90	167	132	227	234	60
Jan-21	93	166	124	217	236	62
Feb-21	92	159	133	215	225	61
Mar-21	71	144	121	212	213	61

Jobseeker Work-Ready Support by gender - Kawerau service centre

Month	Female	Male
Mar-20	319	466
Nov-20	362	495
Dec-20	393	516
Jan-21	386	510
Feb-21	380	504
Mar-21	361	461

Jobseeker Work-Ready Support by continuous duration - Kawerau service centre

Month	< 3 months	>3-6 months	>6 mths-3 yrs	>3-10 years	Over 10 yrs
Mar-20	122	108	352	153	50
Nov-20	81	103	479	149	45
Dec-20	112	92	504	156	46
Jan-21	107	90	497	156	48
Feb-21	87	86	508	156	48
Mar-21	78	69	475	150	50

Transition grants - Kawerau service centre

Month	Grants
Mar-20	62
Nov-20	41
Dec-20	73
Jan-21	36
Feb-21	44
Mar-21	59

Cancellations for employment - Kawerau service centre

Month	Cancellations
Mar-20	29
Nov-20	37
Dec-20	19
Jan-21	30
Feb-21	45
Mar-21	44

Opotiki

Jobseeker Work-Ready Support by ethnicity - Opotiki service centre

Month	Maori	NZ European	Other	Pacific Island
Mar-20	311	40	3	6
Nov-20	442	71	9	10
Dec-20	466	77	9	9
Jan-21	470	78	10	10
Feb-21	489	82	9	11
Mar-21	424	72	7	8

Jobseeker Work-Ready Support by age - Opotiki service centre

Month	18-19	20-24	25-29	30-44	45-59	60+
Mar-20	19	58	64	96	98	36
Nov-20	43	106	86	131	133	51
Dec-20	46	111	85	141	147	50
Jan-21	44	117	81	146	146	52
Feb-21	51	119	89	153	148	53
Mar-21	41	92	84	129	138	49

Jobseeker Work-Ready Support by gender - Opotiki service centre

Month	Female	Male
Mar-20	171	200
Nov-20	245	305
Dec-20	269	311
Jan-21	268	318
Feb-21	275	338
Mar-21	235	298

Jobseeker Work-Ready Support by continuous duration - Opotiki service centre

Month	< 3 months	>3-6 months	>6 mths-3 yrs	>3-10 years	Over 10 yrs
Mar-20	64	59	185	51	12
Nov-20	80	132	258	68	12
Dec-20	95	107	294	73	11
Jan-21	85	98	314	74	15
Feb-21	88	78	350	79	18
Mar-21	54	64	319	78	18

Transition grants - Opotiki service centre

Month	Grants
Mar-20	43
Nov-20	36
Dec-20	69
Jan-21	36
Feb-21	50
Mar-21	25

Cancellations for employment - Opotiki service centre

Month	Cancellations
Mar-20	55
Nov-20	31
Dec-20	23
Jan-21	32
Feb-21	26
Mar-21	64

Whakatane

Jobseeker Work-Ready Support by ethnicity - Whakatane service centre

Month	Maori	NZ European	Other	Pacific Island
Mar-20	865	153	41	13
Nov-20	1,032	200	42	16
Dec-20	1,097	208	44	16
Jan-21	1,094	193	47	17
Feb-21	1,086	191	40	15
Mar-21	1,030	188	40	14

Jobseeker Work-Ready Support by age - Whakatane service centre

Month	18-19	20-24	25-29	30-44	45-59	60+
Mar-20	114	228	146	316	244	53
Nov-20	117	264	182	402	292	72
Dec-20	136	271	197	416	311	77
Jan-21	131	275	190	414	304	78
Feb-21	140	260	185	406	305	78
Mar-21	136	232	184	392	294	72

Jobseeker Work-Ready Support by gender - Whakatane service centre

Month	Female	Male
Mar-20	457	644
Nov-20	540	788
Dec-20	575	831
Jan-21	578	812
Feb-21	564	809
Mar-21	532	777

Jobseeker Work-Ready Support by continuous duration - Whakatane service centre

Month	< 3 months	>3-6 months	>6 mths-3 yrs	>3-10 years	Over 10 yrs
Mar-20	204	172	540	149	36
Nov-20	187	198	739	172	33
Dec-20	218	203	764	185	38
Jan-21	227	169	769	190	37
Feb-21	211	161	773	191	38
Mar-21	157	171	742	200	40

Transition grants - Whakatane service centre

Month	Grants
Mar-20	120
Nov-20	79
Dec-20	155
Jan-21	84
Feb-21	92
Mar-21	84

Cancellations for employment - Whakatane service centre

Month	Cancellations
Mar-20	34
Nov-20	76
Dec-20	50
Jan-21	55
Feb-21	74
Mar-21	72

Contact Toi EDA

For further information about employment, skills and training opportunities in the Eastern Bay, contact:

Barbara MacLennan, Workforce Development Manager

Email barbara@toi-eda.co.nz, ph 027 425 2277

Website www.toi-eda.co.nz