

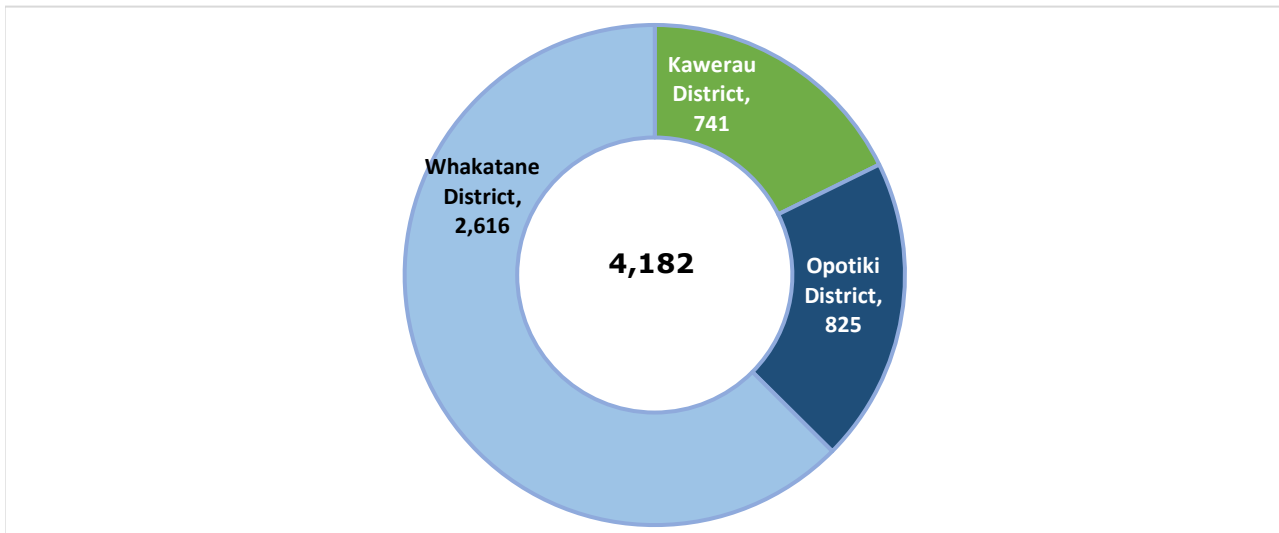
## Jobseeker Support - Toi EDA Quarterly TA Supplement Data to September 2021

### Introduction

This page shows quarterly Jobseeker Support data and trends at the Territorial Authority (TA) level in the Eastern Bay of Plenty, incorporating both Jobseeker Work-Ready Support and Health Condition or Disability Support. This supplements monthly updates of Jobseeker Work-Ready Support (only) compiled at the MSD Work and Income service centre level.

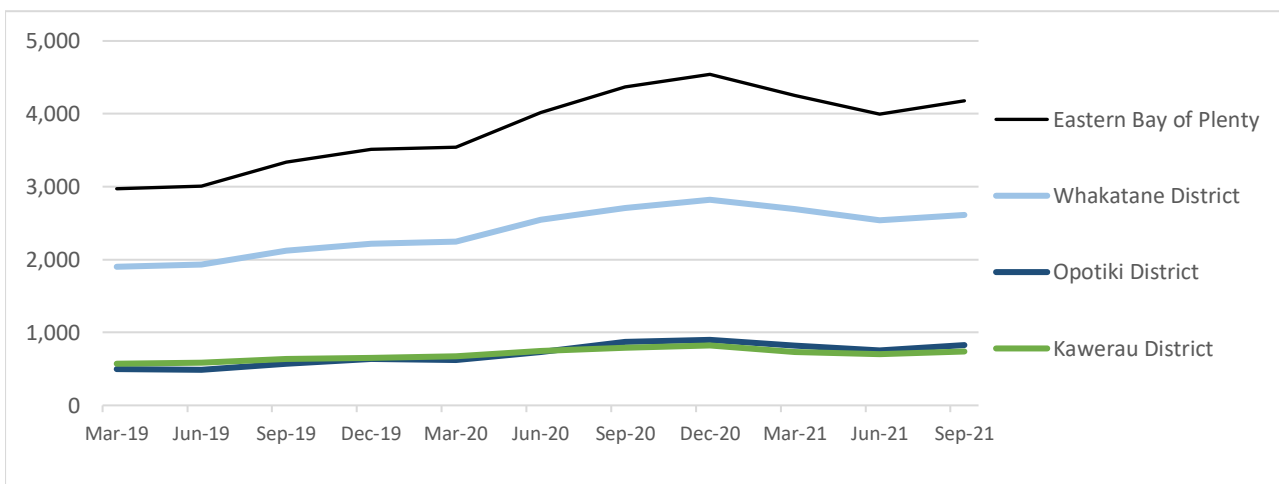
### Jobseeker Support by TA in the Eastern Bay - latest data

There were 4,182 people receiving Jobseeker Support in the Eastern Bay at the end of September 2021, comprising 2,616 who lived in Whakatane, 825 Opotiki and 741 Kawerau.



### Jobseeker Support by TA in the Eastern Bay - trend data

The number of Jobseeker Support recipients had been falling steadily, but increased again following recent COVID-19 lockdowns. Nevertheless, the number of Eastern Bay residents receiving Jobseeker Support as at September 2021 was 4% lower than September 2020, a small sign of economic recovery compared to this time last year.



## JSS Rate - Toi EDA Quarterly TA Supplement Data to June 2021

### Introduction

JSS Rate is the quarterly number of Job Seeker Support recipients aged 18-24 divided by the population aged 18 to 24 within each territorial authority (TA) and for New Zealand overall. An overall JSS Rate for Eastern Bay is estimated here based on the population share of young people in each TA.

Data in this section includes Jobseeker Work-Ready and Health Condition or Disability Support grants.

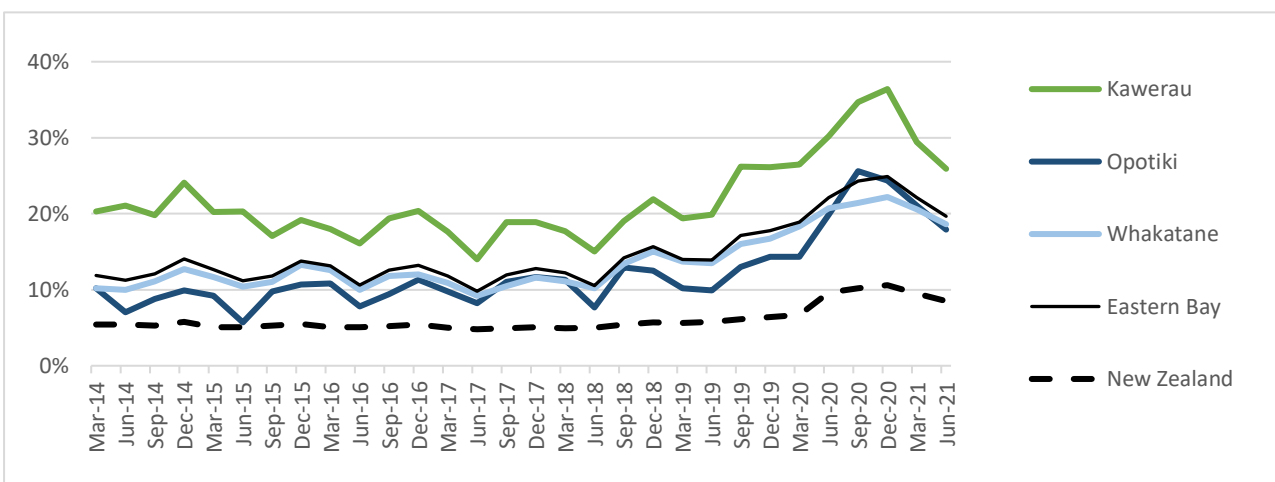
The data below were collated and made publicly available quarterly by Dot Loves Data in partnership with the Mayors Taskforce for Jobs (MTFJ). There is a 2-3 month delay after MSD Benefit Fact Sheets are updated before the 18-24 years JSS Rate data are available.

### JSS Rate by TA in the Eastern Bay - trend data

The Eastern Bay's JSS Rate has historically been in the range 10-15%, substantially higher than the national average range of 5-6%. From 2018, the JSS Rate began rising at both the national and regional level. Between the June and December 2020 quarters these upward trends were greatly exacerbated by the COVID-19 pandemic.

Data for the March and June 2021 quarters showed signs of recovery. Impacts from the August 2021 national lockdown and ongoing Auckland lockdown will be reflected in the September 2021 quarterly data.

The Eastern Bay's JSS Rate in the June 2021 quarter was highest in Kawerau (25.9%), followed by Whakatane (18.6%) and Opotiki (17.9%). The Eastern Bay overall JSS Rate was estimated to be approximately 19.7% compared to the national average of 8.5%.



Source: Data from MTFJ Youth Employment Dashboard [www.mtfj.co.nz/youth-employment-dashboard](http://www.mtfj.co.nz/youth-employment-dashboard)

### Contact Toi EDA

For further information about employment, skills and training opportunities in the Eastern Bay, contact:

Barbara MacLennan, Workforce Development Manager

Email [barbara@toi-eda.co.nz](mailto:barbara@toi-eda.co.nz), ph 027 425 2277

Website [www.toi-eda.co.nz](http://www.toi-eda.co.nz)