

DATA TO: July 2022

INTRODUCTION

This report presents latest monthly Jobseeker Work-Ready Support data and trends in the Eastern Bay of Plenty, to ensure stakeholders have up-to-date, localised workforce demand and supply information to inform their planning. These updates are compiled from data supplied by MSD Work and Income.

Part A shows data and trends for all Work and Income service centre areas in the Eastern Bay of Plenty and wider region. Part B provides data tables for each service centre.

Service centre catchments are not an exact match to Territorial Authority (TA) boundaries. Supplementary data on total Jobseeker Support at the TA level is compiled and published quarterly, including a count of (combined) Jobseeker Work-Ready Support and Jobseeker Health Condition or Disability Support recipients.

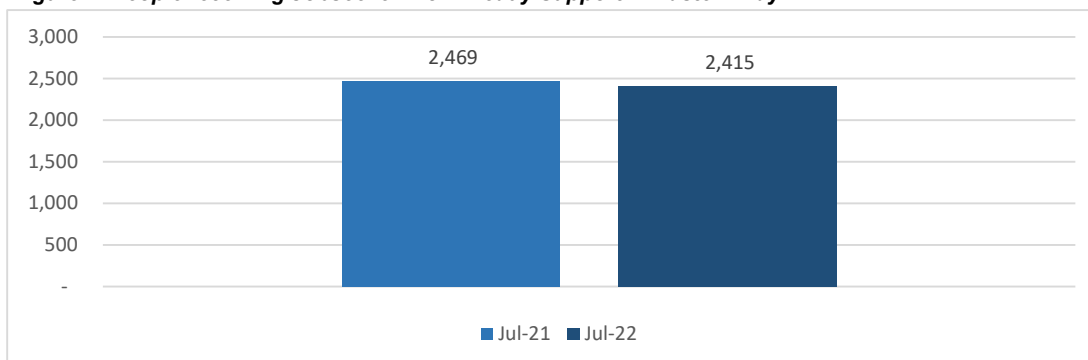
PART A: OVERVIEW

Jobseeker Work-Ready Support trends

Jobseeker Support is a weekly payment that helps people until they find work. It is available to people unemployed and looking for a job, people in part-time employment seeking more work, and people who have a health condition or disability which affects their ability to work. Data in this report excludes recipients of Jobseeker Health Condition or Disability Support grants.

The number of Eastern Bay residents receiving Jobseeker Work-Ready Support is virtually unchanged from this time last year. Latest data shows a very small 2% year-on-year reduction from 2,469 at the end of July 2021 to 2,415 in July 2022 but at least part of this can be attributed to removal of the Subsequent Child policy from November 2021, which reduced the number of Jobseeker Support recipients and increased Sole Parent Support numbers.

Figure 1: People receiving Jobseeker Work-Ready Support in Eastern Bay



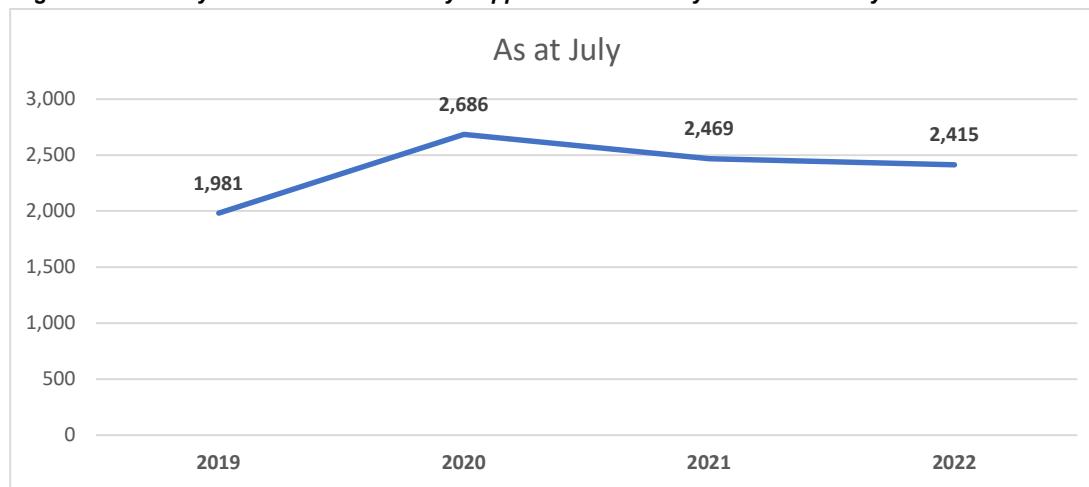
Compared to July 2021, the number of Jobseeker Work-Ready Support recipients decreased in Kawerau (-9%), was around the same level in Whakatane (-1%) and increased in Opotiki (+4). Overall recipient numbers within the Bay of Plenty region increased by 4% between the July 2021 and July 2022 figures.

Table 1: People receiving Jobseeker Work-Ready Support by area

As at end of	Kawerau	Opotiki	Whakatane	Eastern Bay	BOP
Jul-21	774	475	1,220	2,469	11,145
Jul-22	708	494	1,213	2,415	11,577
Change (%)	-9%	4%	-1%	-2%	4%

The number of Jobseeker Work-Ready Support recipients across the Eastern Bay remains stubbornly higher than 2019 pre-COVID levels.

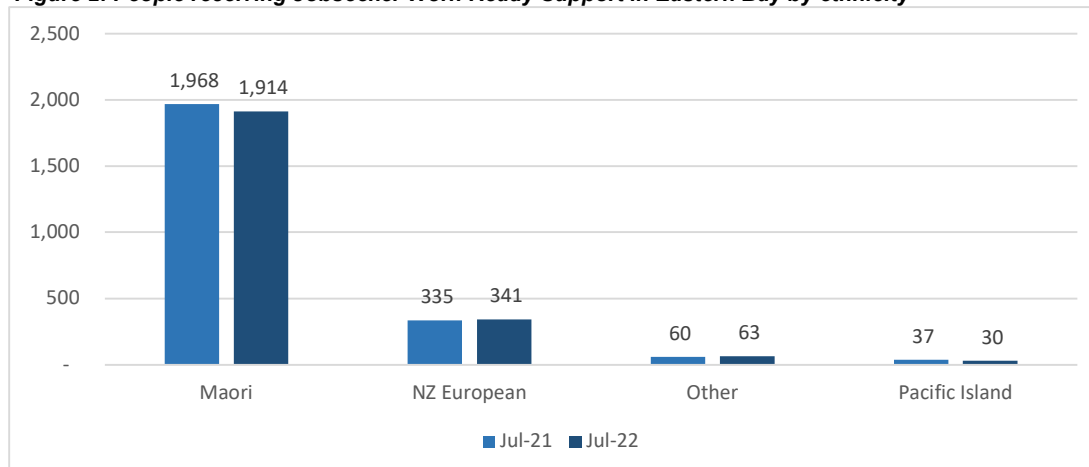
Figure 1b: Monthly Jobseeker Work-Ready Support in Eastern Bay as at end of July 2019-2022



Jobseeker Work-Ready Support by ethnicity

Latest data shows the number of Maori Jobseeker Work-Ready Support recipients has fallen slightly over the past year, whereas other ethnic groups have stayed around the same level.

Figure 2: People receiving Jobseeker Work-Ready Support in Eastern Bay by ethnicity



Note: Excludes 'unspecified'

As at July 2022, the ethnic breakdown of Eastern Bay recipients comprised 1,914 Maori, 341 NZ European, 30 Pacific Island and 63 who identify with other ethnic groups.

Table 2: Jobseeker Work-Ready Support by ethnicity and by area (latest data)

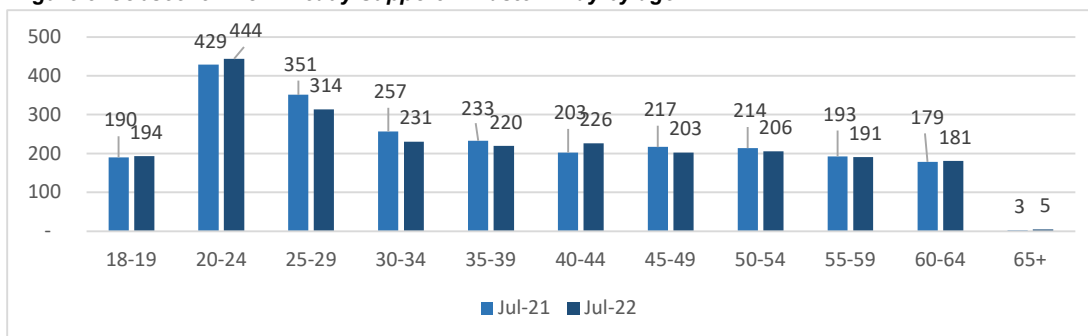
	Maori	NZ European	Pacific Island	Other
Kawerau	545	114	9	19
Opotiki	403	63	9	9
Whakatane	966	164	12	35
Eastern Bay	1,914	341	30	63
Bay of Plenty	7,759	2,450	365	635

Note: Excludes 'unspecified'

Jobseeker Work-Ready Support by age

There is currently no clear pattern in the annual trend of Jobseeker Work-Ready Support recipients by age group. For example, there was a slight increase for the age group 20-24 but a decrease for age group 25-29 years.

Figure 3: Jobseeker Work-Ready Support in Eastern Bay by age



Latest data show 194 Eastern Bay young people aged 18-19 were receiving Jobseeker Work-Ready Support, along with 444 aged 20-24 years.

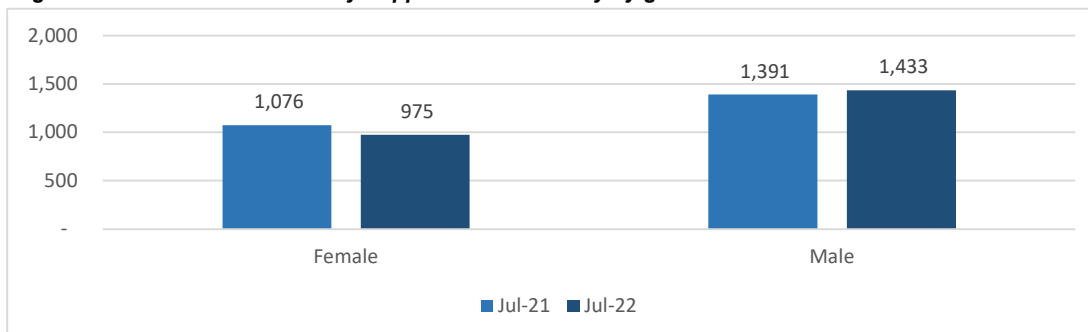
Table 3: People receiving Jobseeker Work-Ready Support by age and by area

	18-19	20-24	25-29	30-44	45-59	60+
Kawerau	56	129	94	180	179	70
Opotiki	36	88	59	137	134	40
Whakatane	102	227	161	360	287	76
Eastern Bay	194	444	314	677	600	186
Bay of Plenty	852	2,003	1,603	3,383	2,898	838

Jobseeker Work-Ready Support by gender

In percentage terms, Jobseeker Work-Ready Support recipient numbers have fallen since this time last year for females (-9%) but increased for males (+3%). This pattern likely reflects the recent policy change for Sole Parent Support.

Figure 4: Jobseeker Work-Ready Support in Eastern Bay by gender



Note: Graph excludes a small number of people who identify as gender diverse

Latest figures shows 1,433 males and 975 females in the Eastern Bay receiving Jobseeker Work-Ready Support (i.e. 60% male).

Table 4: Jobseeker Work-Ready Support by gender and by area

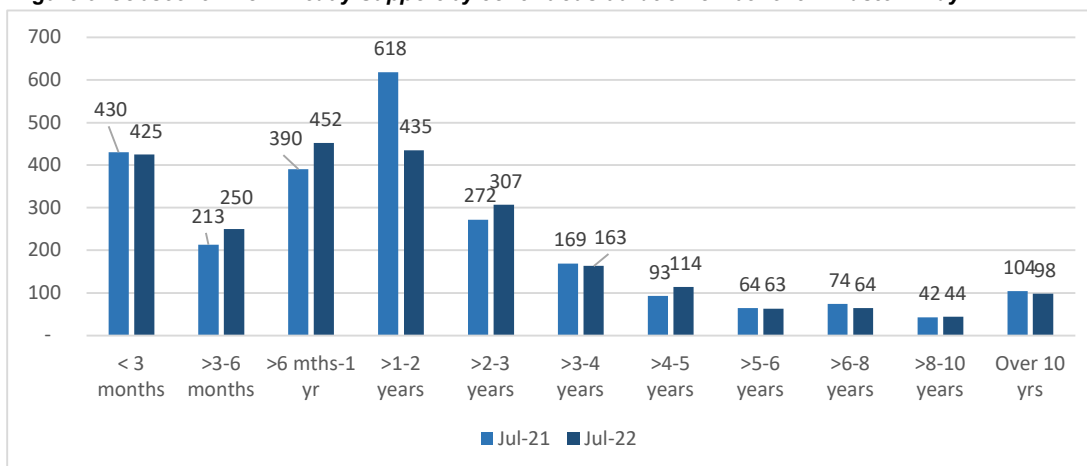
	Male	Female
Kawerau	434	272
Opotiki	282	210
Whakatane	717	493
Eastern Bay	1,433	975
Bay of Plenty	6,614	4,927

Note: Table excludes a small number of people who identify as gender diverse

Jobseeker Work-Ready Support by continuous duration on benefit

Continuous duration is the length of time continuously receiving a main benefit. There is a pattern of peaks and troughs currently across this data. A positive sign is that the number of Jobseeker Work-Ready Support recipients with a continuous duration of between 1 and 2 years has substantially reduced from 2021 peak levels. However a worrying sign is the increasing trend in recipients with duration of between 3 months and a year compared to July 2021.

Figure 5: Jobseeker Work-Ready Support by continuous duration on benefit in Eastern Bay



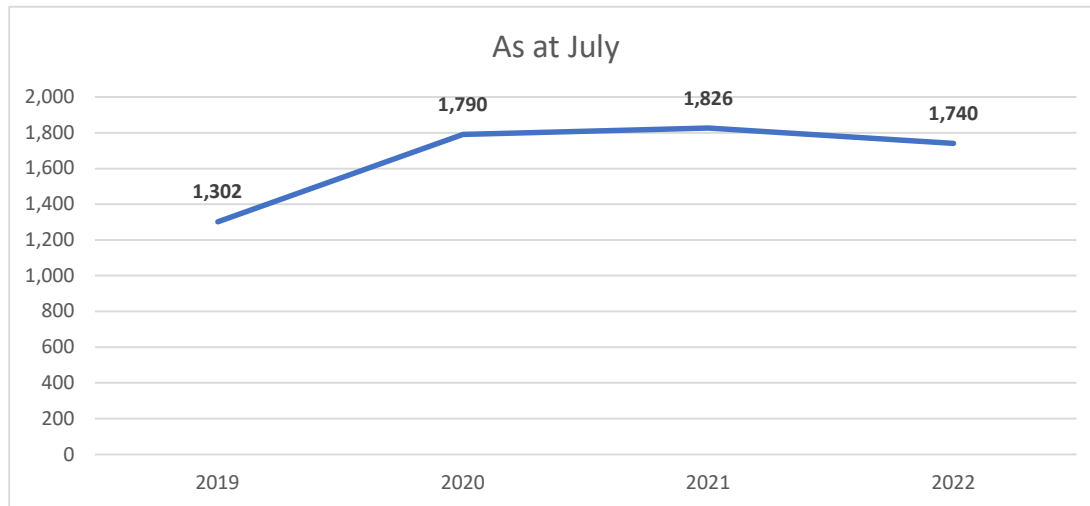
Latest figures show 425 people in the Eastern Bay on Jobseeker Work-Ready Support for less than 3 months, 250 for between 3 and 6 months continuous duration, and 1,740 for longer than 6 months (including 98 who have been recipients for more than 10 years).

Table 5: Jobseeker Work-Ready Support by continuous duration on benefit and by area

	< 3 months	>3-6 months	>6 mths-3 yrs	>3-10 years	Over 10 yrs
Kawerau	109	58	340	160	41
Opotiki	120	46	232	78	18
Whakatane	196	146	622	210	39
Eastern Bay	425	250	1,194	448	98
Bay of Plenty	2,059	1,326	5,781	1,965	446

The number of Jobseeker Work-Ready Support recipients across the Eastern Bay with more than 6 months duration remains substantially higher than 2019 pre-COVID levels.

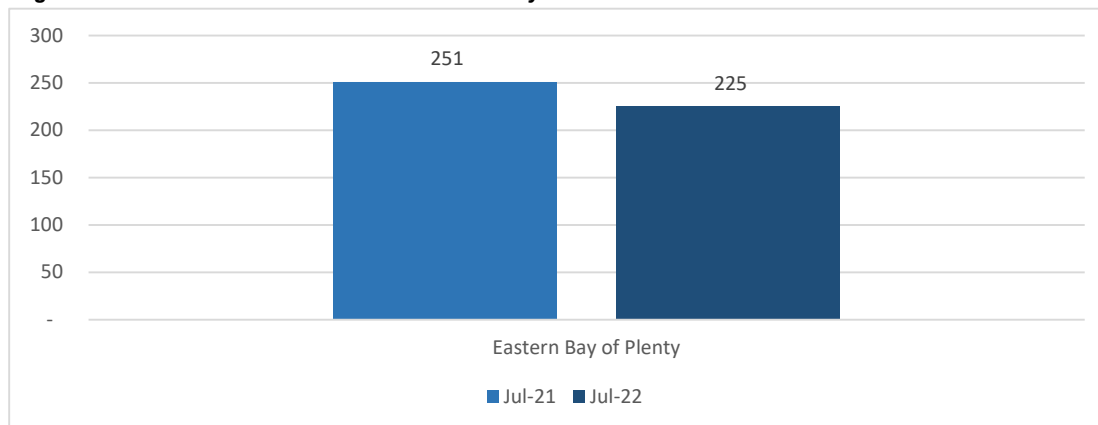
Figure 5b: Jobseeker Work-Ready Support for longer than 6 months duration in Eastern Bay as at end of July 2019-2022



Grants

Transition to Work Grants are available to pay for things needed to find or start a job, such as clothes and travel. During the month of July 2022, 225 grants were allocated to Jobseeker Work-Ready Support recipients in the Eastern Bay service centres compared to 251 in July 2021. These figures can fluctuate substantially from one month to the next.

Figure 6: Transition to Work Grants in Eastern Bay



Transition to Work Grants during July 2022 numbered 104 in Whakatane, 66 in Opotiki and 55 in Kawerau.

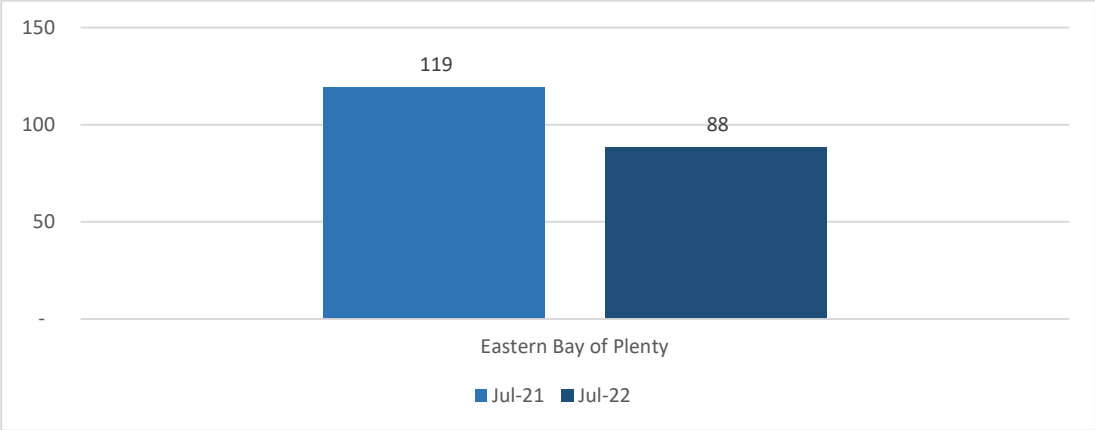
Table 6: Transition to Work Grants by area

Whakatane	Opotiki	Kawerau	Eastern Bay	Bay of Plenty
104	66	55	225	1,091

Cancellations for employment reasons

People receiving Jobseeker Support are required to notify Work and Income of any changes that might affect how much they get paid, including earning income. During July 2022, there were 88 cancellations for employment reasons in the Eastern Bay service centres compared to 119 during the same month last year. These figures can fluctuate substantially from one month to the next.

Figure 7: Cancellations for employment reasons in Eastern Bay



Cancellations for employment reasons during July 2022 comprised 48 in Whakatane service centre, 14 in Opotiki and 26 in Kawerau.

Table 7: Cancellations for employment reasons by area

Whakatane	Opotiki	Kawerau	Eastern Bay	Bay of Plenty
48	14	26	88	431

PART B: TREND DATA FOR INDIVIDUAL SERVICE CENTRES

Kawerau

Jobseeker Work-Ready Support by ethnicity - Kawerau service centre

Month	Maori	NZ European	Other	Pacific Island
Jul-21	603	114	18	13
Mar-22	553	111	17	12
Apr-22	529	106	16	11
May-22	529	104	16	9
Jun-22	537	105	18	8
Jul-22	545	114	19	9

Jobseeker Work-Ready Support by age - Kawerau service centre

Month	18-19	20-24	25-29	30-44	45-59	60+
Jul-21	57	133	103	205	210	66
Mar-22	61	134	89	183	189	60
Apr-22	60	130	87	171	180	57
May-22	55	123	98	164	179	61
Jun-22	50	122	100	178	176	65
Jul-22	56	129	94	180	179	70

Jobseeker Work-Ready Support by gender - Kawerau service centre

Month	Female	Male
Jul-21	335	438
Mar-22	283	430
Apr-22	266	417
May-22	271	406
Jun-22	265	423
Jul-22	272	434

Jobseeker Work-Ready Support by continuous duration - Kawerau service centre

Month	< 3 months	>3-6 months	>6 mths-3 yrs	>3-10 years	Over 10 yrs
Jul-21	116	64	389	156	49
Mar-22	71	90	357	154	44
Apr-22	63	89	340	151	42
May-22	63	81	341	154	41
Jun-22	84	65	347	154	41
Jul-22	109	58	340	160	41

Transition grants - Kawerau service centre

Month	Grants
Jul-21	70
Mar-22	40
Apr-22	29
May-22	40
Jun-22	45
Jul-22	55

Cancellations for employment - Kawerau service centre

Month	Cancellations
Jul-21	26
Mar-22	42
Apr-22	47
May-22	37
Jun-22	18
Jul-22	26

Opotiki

Jobseeker Work-Ready Support by ethnicity - Opotiki service centre

Month	Maori	NZ European	Other	Pacific Island
Jul-21	389	64	5	8
Mar-22	396	59	9	8
Apr-22	380	58	7	7
May-22	389	53	8	8
Jun-22	390	59	7	7
Jul-22	403	63	9	9

Jobseeker Work-Ready Support by age - Opotiki service centre

Month	18-19	20-24	25-29	30-44	45-59	60+
Jul-21	32	79	74	113	133	44
Mar-22	39	81	63	134	122	42
Apr-22	27	78	62	129	124	41
May-22	25	80	64	130	127	43
Jun-22	28	80	64	124	135	42
Jul-22	36	88	59	137	134	40

Jobseeker Work-Ready Support by gender - Opotiki service centre

Month	Female	Male
Jul-21	212	263
Mar-22	206	274
Apr-22	193	268
May-22	206	263
Jun-22	211	262
Jul-22	210	282

Jobseeker Work-Ready Support by continuous duration - Opotiki service centre

Month	< 3 months	>3-6 months	>6 mths-3 yrs	>3-10 years	Over 10 yrs
Jul-21	114	39	222	80	20
Mar-22	71	79	241	73	17
Apr-22	59	70	242	73	17
May-22	70	63	242	77	17
Jun-22	82	57	237	78	19
Jul-22	120	46	232	78	18

Transition grants - Opotiki service centre

Month	Grants
Jul-21	72
Mar-22	40
Apr-22	27
May-22	48
Jun-22	46
Jul-22	66

Cancellations for employment - Opotiki service centre

Month	Cancellations
Jul-21	33
Mar-22	54
Apr-22	34
May-22	35
Jun-22	12
Jul-22	14

Whakatane

Jobseeker Work-Ready Support by ethnicity - Whakatane service centre

Month	Maori	NZ European	Other	Pacific Island
Jul-21	976	157	37	16
Mar-22	982	169	43	13
Apr-22	946	167	36	11
May-22	926	175	39	13
Jun-22	931	167	37	13
Jul-22	966	164	35	12

Jobseeker Work-Ready Support by age - Whakatane service centre

Month	18-19	20-24	25-29	30-44	45-59	60+
Jul-21	101	217	174	375	281	72
Mar-22	127	230	174	358	291	69
Apr-22	117	224	160	344	282	70
May-22	111	216	155	352	283	74
Jun-22	103	219	150	360	281	73
Jul-22	102	227	161	360	287	76

Jobseeker Work-Ready Support by gender - Whakatane service centre

Month	Female	Male
Jul-21	529	690
Mar-22	502	744
Apr-22	487	705
May-22	493	693
Jun-22	493	690
Jul-22	493	717

Jobseeker Work-Ready Support by continuous duration - Whakatane service centre

Month	< 3 months	>3-6 months	>6 mths-3 yrs	>3-10 years	Over 10 yrs
Jul-21	200	110	669	206	35
Mar-22	184	202	623	204	36
Apr-22	169	189	612	191	36
May-22	153	199	596	207	36
Jun-22	169	153	614	212	38
Jul-22	196	146	622	210	39

Transition grants - Whakatane service centre

Month	Grants
Jul-21	109
Mar-22	90
Apr-22	85
May-22	76
Jun-22	83
Jul-22	104

Cancellations for employment - Whakatane service centre

Month	Cancellations
Jul-21	60
Mar-22	62
Apr-22	57
May-22	91
Jun-22	53
Jul-22	48



Contact Toi EDA

For further information about employment, skills and training opportunities in the Eastern Bay, contact:

Barbara MacLennan, Workforce Development Manager

Email barbara@toi-eda.co.nz, ph 027 425 2277

Website www.toi-eda.co.nz