

DATA TO: March 2023

INTRODUCTION

This report presents latest monthly Jobseeker Work-Ready Support data and trends in the Eastern Bay of Plenty, to ensure stakeholders have up-to-date, localised workforce demand and supply information to inform their planning. These updates are compiled from data supplied by MSD Work and Income.

Part A shows data and trends for all Work and Income service centre areas in the Eastern Bay of Plenty and wider region. Part B provides data tables for each service centre.

Service centre catchments are not an exact match to Territorial Authority (TA) boundaries. Supplementary data on total Jobseeker Support at the TA level is compiled and published quarterly, including a count of (combined) Jobseeker Work-Ready Support and Jobseeker Health Condition or Disability Support recipients.

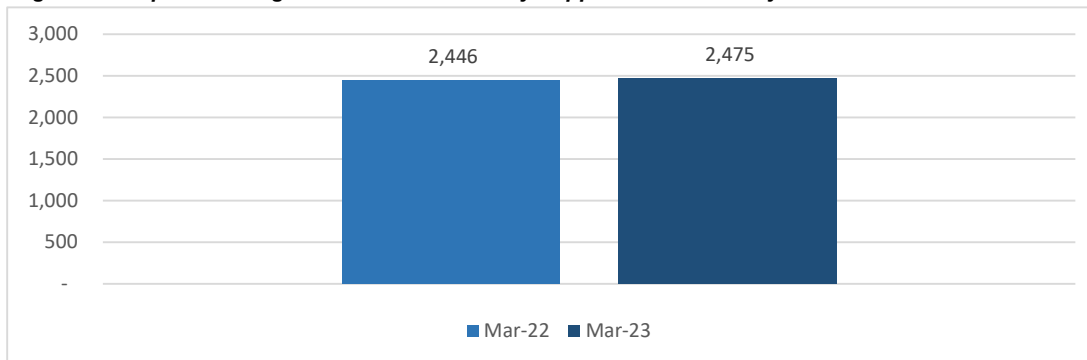
PART A: OVERVIEW

Jobseeker Work-Ready Support trends

Jobseeker Support is a weekly payment that helps people until they find work. It is available to people unemployed and looking for a job, people in part-time employment seeking more work, and people who have a health condition or disability which affects their ability to work. Data in this report excludes recipients of Jobseeker Health Condition or Disability Support grants.

The number of Eastern Bay residents receiving Jobseeker Work-Ready Support remains slightly higher than last year, increasing from 2,446 at the end of March 2022 to 2,475 in March 2023.

Figure 1: People receiving Jobseeker Work-Ready Support in Eastern Bay



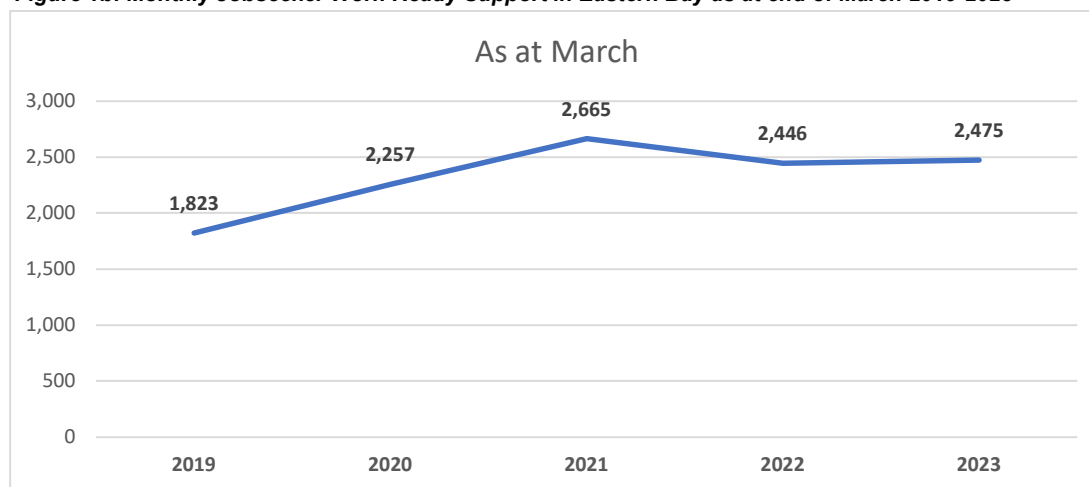
Compared to March 2022, the number of Jobseeker Work-Ready Support recipients increased substantially in Opotiki (+14%) and to a lesser extent in Kawerau (8%) but this was largely offset by a reduction in Whakatane (-7%). Recipient numbers within the overall Bay of Plenty region were down 2% between the March 2022 and March 2023 figures.

Table 1: People receiving Jobseeker Work-Ready Support by area

As at end of	Kawerau	Opotiki	Whakatane	Eastern Bay	BOP
Mar-22	716	481	1,249	2,446	11,371
Mar-23	770	549	1,156	2,475	11,121
Change (%)	8%	14%	-7%	1%	-2%

The number of Jobseeker Work-Ready Support recipients across the Eastern Bay remains higher than 2019 pre-COVID levels.

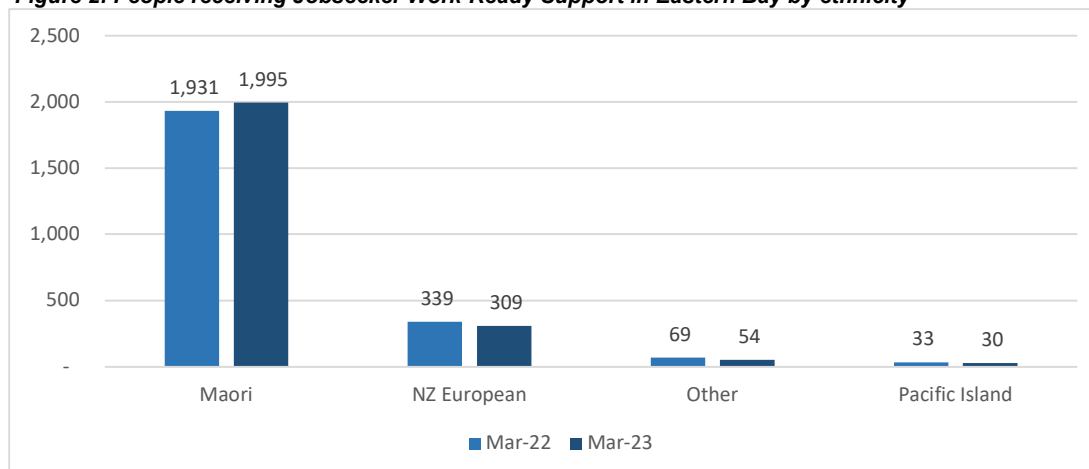
Figure 1b: Monthly Jobseeker Work-Ready Support in Eastern Bay as at end of March 2019-2023



Jobseeker Work-Ready Support by ethnicity

Latest data shows the number of Maori Jobseeker Work-Ready Support recipients increased by 3% over the past year, with a small decrease for other ethnic groups.

Figure 2: People receiving Jobseeker Work-Ready Support in Eastern Bay by ethnicity



Note: Excludes 'unspecified'

As at March 2023, the ethnic breakdown of Eastern Bay recipients comprised 1,995 Maori, 309 NZ European, 30 Pacific Island and 54 who identify with other ethnic groups.

Table 2: Jobseeker Work-Ready Support by ethnicity and by area (latest data)

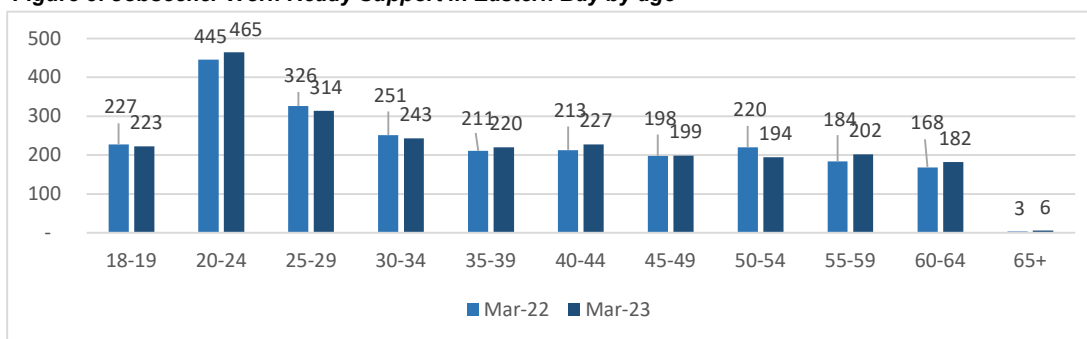
	Maori	NZ European	Pacific Island	Other
Kawerau	611	114	6	16
Opotiki	450	63	11	7
Whakatane	934	132	13	31
Eastern Bay	1,995	309	30	54
Bay of Plenty	7,457	2,284	355	593

Note: Excludes 'unspecified'

Jobseeker Work-Ready Support by age

There were slight increases or decreases in the number of Jobseeker Work-Ready Support recipients across all age groups over the past year, with no clear pattern emerging.

Figure 3: Jobseeker Work-Ready Support in Eastern Bay by age



Latest data shows 223 Eastern Bay young people aged 18-19 were receiving Jobseeker Work-Ready Support, along with 465 aged 20-24 years.

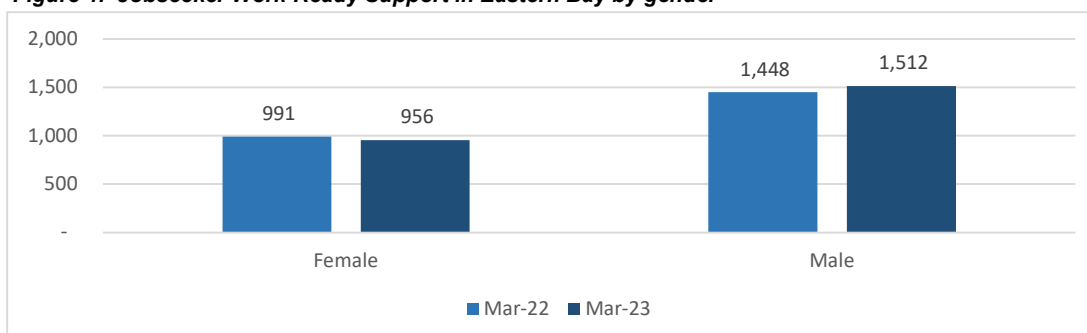
Table 3: People receiving Jobseeker Work-Ready Support by age and by area

	18-19	20-24	25-29	30-44	45-59	60+
Kawerau	69	147	92	214	185	63
Opotiki	51	95	63	158	140	42
Whakatane	103	223	159	318	270	83
Eastern Bay	223	465	314	690	595	188
Bay of Plenty	885	1,843	1,487	3,284	2,728	894

Jobseeker Work-Ready Support by gender

In percentage terms, since this time last year Jobseeker Work-Ready Support recipient numbers have increased by 4% for males and decreased by 4% for females.

Figure 4: Jobseeker Work-Ready Support in Eastern Bay by gender



Note: Graph excludes a small number of people who identify as gender diverse

Latest figures shows 1,512 males and 956 females in the Eastern Bay receiving Jobseeker Work-Ready Support (i.e. 61% male).

Table 4: Jobseeker Work-Ready Support by gender and by area

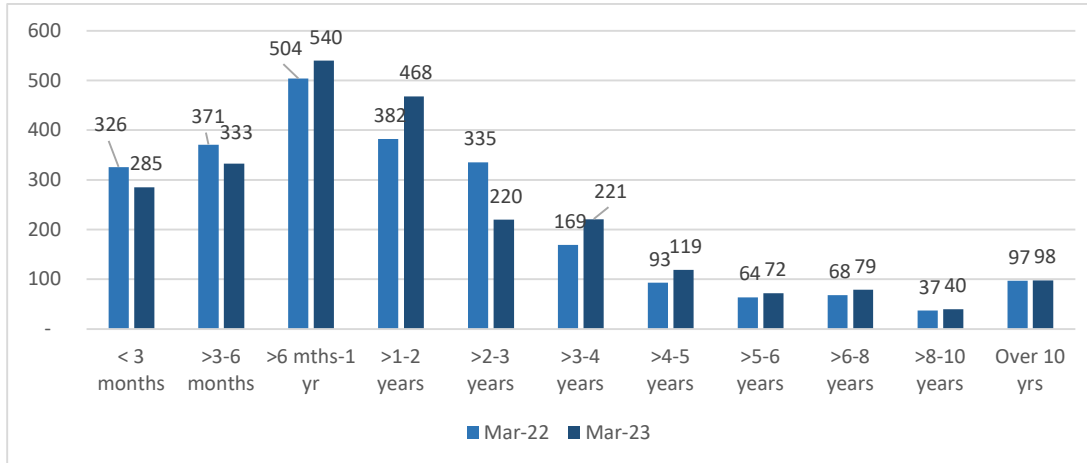
	Male	Female
Kawerau	466	300
Opotiki	337	211
Whakatane	709	445
Eastern Bay	1,512	956
Bay of Plenty	6,576	4,508

Note: Table excludes a small number of people who identify as gender diverse

Jobseeker Work-Ready Support by continuous duration on benefit

Continuous duration is the length of time continuously receiving a main benefit. There is currently a pattern of peaks and troughs across this data associated with pandemic impacts.

Figure 5: Jobseeker Work-Ready Support by continuous duration on benefit in Eastern Bay



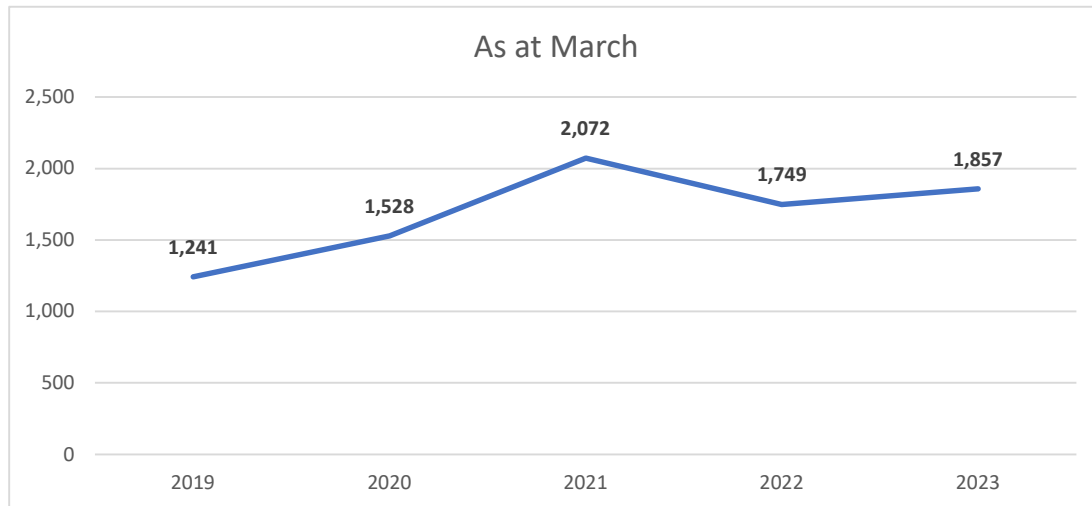
Latest figures show 285 people in the Eastern Bay on Jobseeker Work-Ready Support for less than 3 months continuous duration, 333 for between 3 and 6 months, and 1,857 for longer than 6 months (including 98 who have been recipients for more than 10 years).

Table 5: Jobseeker Work-Ready Support by continuous duration on benefit and by area

	< 3 months	>3-6 months	>6 mths-3 yrs	>3-10 years	Over 10 yrs
Kawerau	83	102	350	192	43
Opotiki	77	90	276	86	20
Whakatane	125	141	602	253	35
Eastern Bay	285	333	1,228	531	98
Bay of Plenty	1,567	1,488	5,409	2,237	420

The number of Jobseeker Work-Ready Support recipients across the Eastern Bay with more than 6 months duration remains substantially higher than 2019 pre-COVID levels.

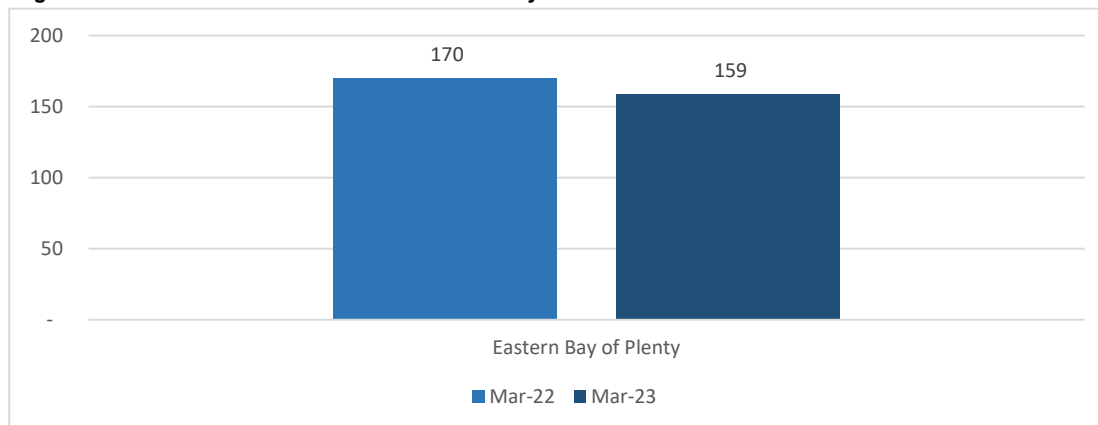
Figure 5b: Jobseeker Work-Ready Support for longer than 6 months duration in Eastern Bay as at end of March 2019-2023



Grants

Transition to Work Grants are available to pay for things needed to find or start a job, such as clothes and travel. During the month of March 2023, 159 grants were allocated to Jobseeker Work-Ready Support recipients in the Eastern Bay service centres compared to 170 in March 2022. These figures can fluctuate substantially from one month to the next.

Figure 6: Transition to Work Grants in Eastern Bay



Transition to Work Grants during March 2023 numbered 78 in Whakatane, 42 in Opotiki and 39 in Kawerau.

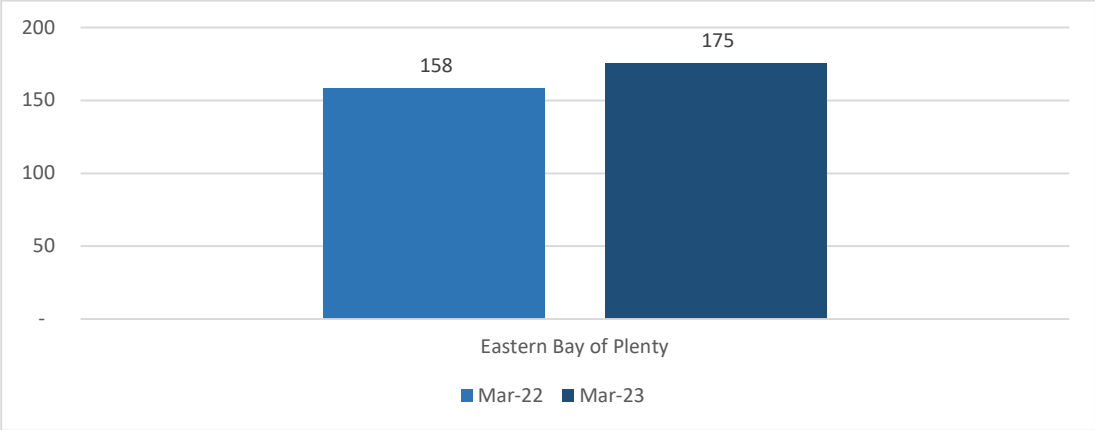
Table 6: Transition to Work Grants by area

Whakatane	Opotiki	Kawerau	Eastern Bay	Bay of Plenty
78	42	39	159	968

Cancellations for employment reasons

People receiving Jobseeker Support are required to notify Work and Income of any changes that might affect how much they get paid, including earning income. During March 2023, there were 175 cancellations for employment reasons in the Eastern Bay service centres compared to 158 during the same month last year. These figures can fluctuate substantially from one month to the next.

Figure 7: Cancellations for employment reasons in Eastern Bay



Cancellations for employment reasons during March 2023 comprised 73 in Whakatane service centre, 62 in Opotiki and 40 in Kawerau.

Table 7: Cancellations for employment reasons by area

Whakatane	Opotiki	Kawerau	Eastern Bay	Bay of Plenty
73	62	40	175	923

PART B: TREND DATA FOR INDIVIDUAL SERVICE CENTRES

Kawerau

Jobseeker Work-Ready Support by ethnicity - Kawerau service centre

Month	Maori	NZ European	Other	Pacific Island
Mar-22	553	111	17	12
Nov-22	566	121	16	7
Dec-22	587	123	17	8
Jan-23	612	125	14	6
Feb-23	624	123	16	6
Mar-23	611	114	16	6

Jobseeker Work-Ready Support by age - Kawerau service centre

Month	18-19	20-24	25-29	30-44	45-59	60+
Mar-22	61	134	89	183	189	60
Nov-22	61	132	89	197	183	69
Dec-22	66	141	94	203	184	70
Jan-23	70	154	95	205	188	68
Feb-23	77	156	97	209	187	67
Mar-23	69	147	92	214	185	63

Jobseeker Work-Ready Support by gender - Kawerau service centre

Month	Female	Male
Mar-22	283	430
Nov-22	293	438
Dec-22	305	452
Jan-23	316	462
Feb-23	315	475
Mar-23	300	466

Jobseeker Work-Ready Support by continuous duration - Kawerau service centre

Month	< 3 months	>3-6 months	>6 mths-3 yrs	>3-10 years	Over 10 yrs
Mar-22	71	90	357	154	44
Nov-22	119	102	311	156	43
Dec-22	107	116	322	168	45
Jan-23	114	100	344	179	43
Feb-23	104	105	362	179	43
Mar-23	83	102	350	192	43

Transition grants - Kawerau service centre

Month	Grants
Mar-22	40
Nov-22	57
Dec-22	45
Jan-23	44
Feb-23	43
Mar-23	39

Cancellations for employment - Kawerau service centre

Month	Cancellations
Mar-22	42
Nov-22	20
Dec-22	26
Jan-23	29
Feb-23	31
Mar-23	40

Opotiki

Jobseeker Work-Ready Support by ethnicity - Opotiki service centre

Month	Maori	NZ European	Other	Pacific Island
Mar-22	396	59	9	8
Nov-22	466	65	9	8
Dec-22	481	69	9	9
Jan-23	477	66	9	11
Feb-23	477	63	9	12
Mar-23	450	63	7	11

Jobseeker Work-Ready Support by age - Opotiki service centre

Month	18-19	20-24	25-29	30-44	45-59	60+
Mar-22	39	81	63	134	122	42
Nov-22	43	95	69	157	145	49
Dec-22	50	100	66	170	141	53
Jan-23	55	100	63	171	143	46
Feb-23	58	100	65	165	144	47
Mar-23	51	95	63	158	140	42

Jobseeker Work-Ready Support by gender - Opotiki service centre

Month	Female	Male
Mar-22	206	274
Nov-22	226	331
Dec-22	223	356
Jan-23	231	346
Feb-23	231	346
Mar-23	211	337

Jobseeker Work-Ready Support by continuous duration - Opotiki service centre

Month	< 3 months	>3-6 months	>6 mths-3 yrs	>3-10 years	Over 10 yrs
Mar-22	71	79	241	73	17
Nov-22	112	95	248	83	20
Dec-22	121	85	270	83	21
Jan-23	104	86	278	89	21
Feb-23	89	98	283	90	19
Mar-23	77	90	276	86	20

Transition grants - Opotiki service centre

Month	Grants
Mar-22	40
Nov-22	53
Dec-22	55
Jan-23	37
Feb-23	40
Mar-23	42

Cancellations for employment - Opotiki service centre

Month	Cancellations
Mar-22	54
Nov-22	21
Dec-22	35
Jan-23	23
Feb-23	38
Mar-23	62

Whakatane

Jobseeker Work-Ready Support by ethnicity - Whakatane service centre

Month	Maori	NZ European	Other	Pacific Island
Mar-22	982	169	43	13
Nov-22	977	157	29	12
Dec-22	1,016	149	33	12
Jan-23	970	150	33	12
Feb-23	959	147	30	12
Mar-23	934	132	31	13

Jobseeker Work-Ready Support by age - Whakatane service centre

Month	18-19	20-24	25-29	30-44	45-59	60+
Mar-22	127	230	174	358	291	69
Nov-22	106	237	164	343	279	85
Dec-22	103	250	171	360	286	81
Jan-23	106	235	165	339	282	81
Feb-23	106	237	162	334	276	79
Mar-23	103	223	159	318	270	83

Jobseeker Work-Ready Support by gender - Whakatane service centre

Month	Female	Male
Mar-22	502	744
Nov-22	488	722
Dec-22	499	748
Jan-23	471	733
Feb-23	460	731
Mar-23	445	709

Jobseeker Work-Ready Support by continuous duration - Whakatane service centre

Month	< 3 months	>3-6 months	>6 mths-3 yrs	>3-10 years	Over 10 yrs
Mar-22	184	202	623	204	36
Nov-22	162	177	605	232	38
Dec-22	173	166	627	246	39
Jan-23	162	145	624	240	37
Feb-23	131	144	636	246	37
Mar-23	125	141	602	253	35

Transition grants - Whakatane service centre

Month	Grants
Mar-22	90
Nov-22	95
Dec-22	86
Jan-23	60
Feb-23	62
Mar-23	78

Cancellations for employment - Whakatane service centre

Month	Cancellations
Mar-22	62
Nov-22	53
Dec-22	48
Jan-23	65
Feb-23	78
Mar-23	73



Contact Toi EDA

For further information about employment, skills and training opportunities in the Eastern Bay, contact:

Email info@toi-eda.co.nz

Website www.toi-eda.co.nz